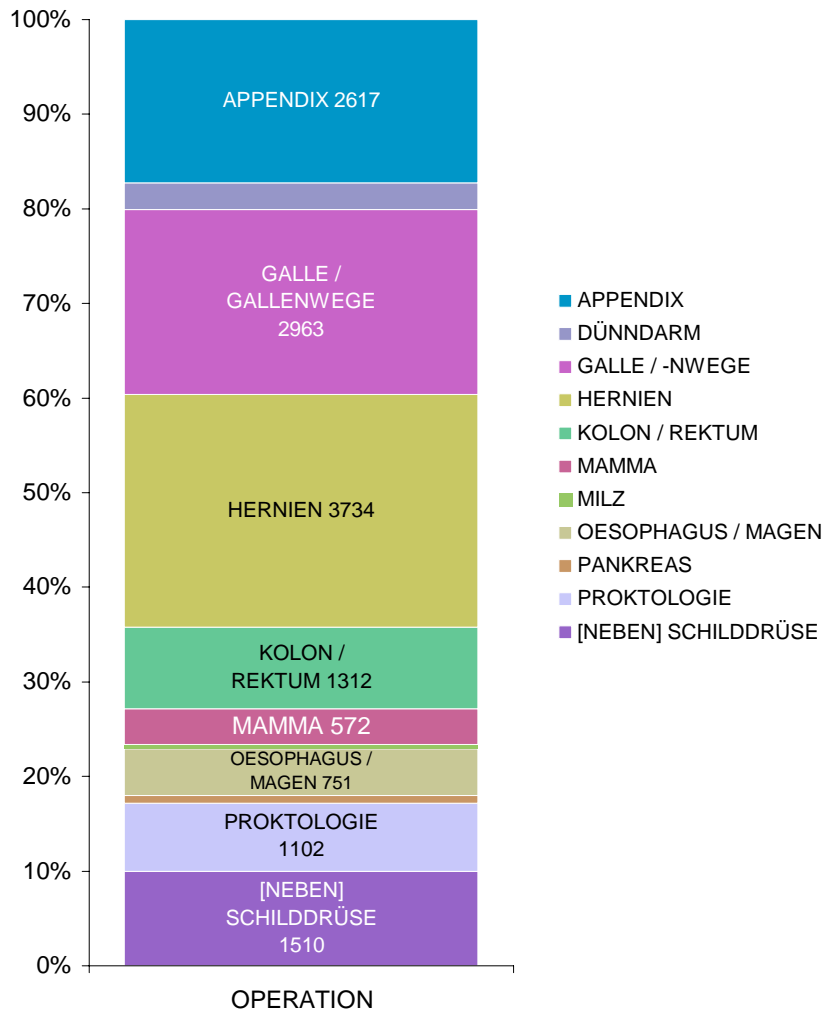


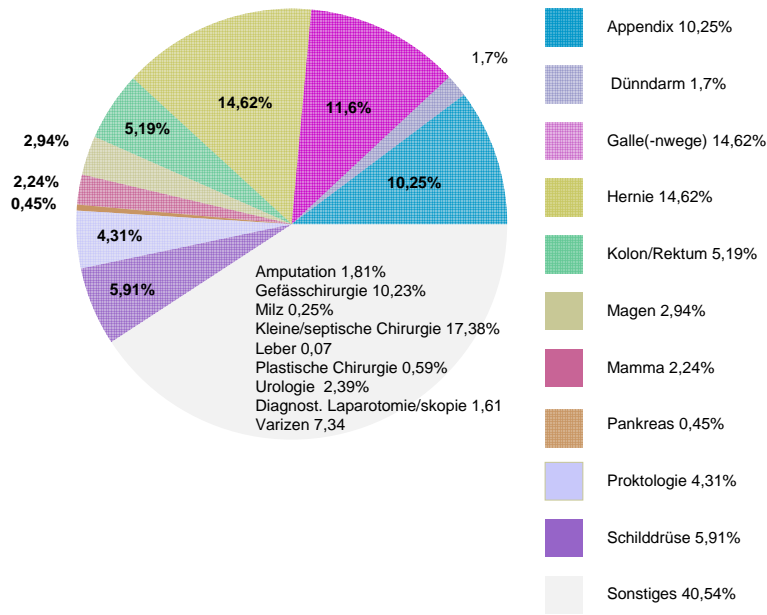
ZUSAMMENFASSUNG 1994-2005; PROZENTUELLE ÄNDERUNGEN

OPERATIONEN	SUMME	JAHR	1994	1995	1996	1997	1998	1999	2000	2001	2002	2003	2004
<b>ALLGEMEINCHIRURGIE ABSOLUTE OPERATIONSZAHLEN</b>													
APPENDIX	2617		467	310	319	244	233	204	199	232	227	200	229
DÜNNDARM	433		58	25	29	41	28	46	53	50	58	32	32
GALLE / -NWEGE	2963		163	202	264	235	349	272	255	271	285	269	257
HERNIEN	3734		216	289	327	309	356	352	347	363	411	345	328
LEBER	18		nmb	1	3	2	2	1	3	0	1	2	3
LAPAROTOMIE/LAPAROTOMIE DIAGNOSTISCH	193		5	6	13	11	21	13	6	27	25	27	23
KOLON / REKTUM	1312		36	56	111	76	93	117	130	108	128	119	175
MAMMA	572		51	73	82	74	47	51	53	55	47	50	22
MILZ	65		8	6	4	8	7	4	7	5	6	7	6
OESOPHAGUS / MAGEN	751		14	41	32	46	55	52	106	141	110	64	56
PANKREAS	116		3	17	12	12	9	10	8	13	9	6	13
PROKTOLOGIE	1102		47	62	65	60	52	65	64	148	116	144	164
PLASTISCHE OPERATIONEN	150		nmb	20	21	11	5	22	25	17	12	12	4
[NEBEN] SCHILDDRÜSE	1510		62	96	138	147	142	146	118	174	129	133	134
SONSTIGES / «KLEINE» UND «SEPTISCHE» OPERATIONEN	4465		455	454	460	465	348	453	410	396	391	336	335
THORAX	13		nmb	5	6	1	1	0	0	0	0	0	0
UROLOGIE	610		70	72	61	48	52	28	62	60	79	63	41
SUMME ALLGEMEINCHIRURGIE	20624		1585	1735	1947	1790	1800	1836	1846	2061	2036	1809	1822
<b>GEFÄßCHIRURGIE ABSOLUTE OPERATIONSZAHLEN</b>													
GEFÄßE arteriell	2614		9	28	47	24	355	362	322	377		487	612
VARIZEN	1939		84	135	99	71	234	366	350	255		244	185
AMPUTATIONEN	376		37	20	30	11	70	98	71	76			
SUMME GEFÄßCHIRURGIE	4929		130	183	176	106	659	826	743	708	0	731	797
SUMME ALLGEMEINCHIRURGIE + GEFÄßCHIRURGIE	25553		1715	1918	2123	1896	2459	2662	2589	2769	2036	2540	2619
ABDOMINALOPERATIONEN	999		833	955	842	969	888	863	943	1007	875	872	
ABDOMINALOPERATIONEN MINUS APPENDIX	7341		442	523	636	598	756	684	664	711	780	675	643
<b>PROZENTUALE ÄNDERUNG 94/akt. Jahr</b>													
APPENDIX	-34,20%		94/95	95/96	96/97	97/98	98/99	99/00	00/01	01/02	02/03	03/04	04/05
OESOPHAGUS / MAGEN	60,00%		-20,21%	1,43%	-13,32%	-2,31%	-6,84%	-1,24%	7,66%	-1,09%	-6,32%	6,76%	-2,00%
DÜNNDARM	-28,89%		49,00%	-12,33%	17,95%	8,91%	-2,80%	34,18%	14,17%	-12,35%	-26,44%	-6,67%	-7,69%
KOLON / REKTUM	65,88%		-39,76%	7,41%	17,14%	-18,84%	24,32%	7,07%	-2,91%	7,41%	-28,89%	0,00%	9,86%
GALLE / -NWEGE	22,38%		21,74%	32,93%	-18,72%	10,06%	11,43%	5,26%	-9,24%	8,47%	-3,64%	19,05%	6,42%
PANKREAS	62,50%		10,68%	13,30%	-5,81%	19,52%	-12,40%	-3,23%	3,04%	2,52%	-2,89%	-2,28%	8,38%
MILZ	-14,29%		70,00%	-17,24%	0,00%	-14,29%	5,26%	-11,11%	23,81%	-18,18%	-20,00%	36,84%	-30,00%
LAPAROSKOPIE / LAPAROTOMIE DIAGNOSTISCH	64,29%		-14,29%	-20,00%	33,33%	-6,67%	-27,27%	27,27%	-16,67%	9,09%	7,69%	-7,69%	-9,09%
PROKTOLOGIE	55,45%		9,00%	36,84%	-8,33%	31,25%	-23,53%	-36,84%	63,64%	-3,85%	3,85%	-8,00%	-4,55%
UROLOGIE	-26,13%		13,76%	2,36%	-4,00%	-7,14%	11,11%	-0,78%	39,91%	-11,61%	9,92%	6,49%	-1,55%
HERNIEN	20,59%		1,41%	-8,27%	-11,93%	4,00%	-30,00%	37,78%	-1,64%	13,67%	-11,27%	-21,15%	3,53%
[NEBEN]SCHILDDRÜSE	36,73%		14,46%	6,17%	-2,93%	7,07%	-0,56%	-0,72%	2,25%	8,20%	-0,73%	-2,53%	-3,31%
MAMMA	-39,73%		21,52%	17,95%	3,16%	-1,73%	1,39%	-10,61%	19,18%	-14,85%	1,53%	0,37%	6,62%
GEFÄßE arteriell	97,10%		17,74%	5,81%	-5,13%	-22,31%	4,08%	1,92%	1,85%	-7,84%	3,09%	-38,89%	-10,00%
VARIZEN	37,55%		51,35%	25,33%	-32,39%	87,34%	0,98%	-5,85%	7,87%	-100,00%	100,00%	11,37%	-100,00%
AMPUTATIONEN	-100,00%		23,29%	-15,38%	-16,47%	63,44%	22,00%	-2,23%	-15,70%	-100,00%	100,00%	-13,75%	-100,00%
PLASTISCHE OPERATIONEN	nmb		-29,82%	20,00%	-46,34%	72,84%	16,67%	-15,98%	3,40%	-100,00%	#DIV/0!	#DIV/0!	#DIV/0!
SONSTIGES / «KLEINE» UND «SEPTISCHE» OPERATIONEN	97,10%		nmb	2,44%	-31,25%	-37,50%	62,96%	6,38%	-19,05%	-17,24%	0,00%	-50,00%	-60,00%
SUMME	20,86%		-0,11%	0,66%	0,54%	-14,39%	13,11%	-4,98%	-1,74%	-0,64%	-7,57%	-0,15%	10,90%
ABDOMINALOPERATIONEN	-2,08%		5,59%	5,07%	-5,65%	12,93%	3,96%	-1,39%	3,36%	-15,25%	11,01%	1,53%	-14,84%
ABDOMINALOPERATIONEN MINUS APPENDIX	18,53%		-4,36%	6,82%	-6,29%	8,03%	-5,38%	-1,43%	4,43%	3,28%	-7,01%	-0,17%	1,08%
			8,39%	9,75%	-3,08%	11,67%	-5,00%	-1,48%	3,42%	4,63%	-7,22%	-2,43%	2,13%

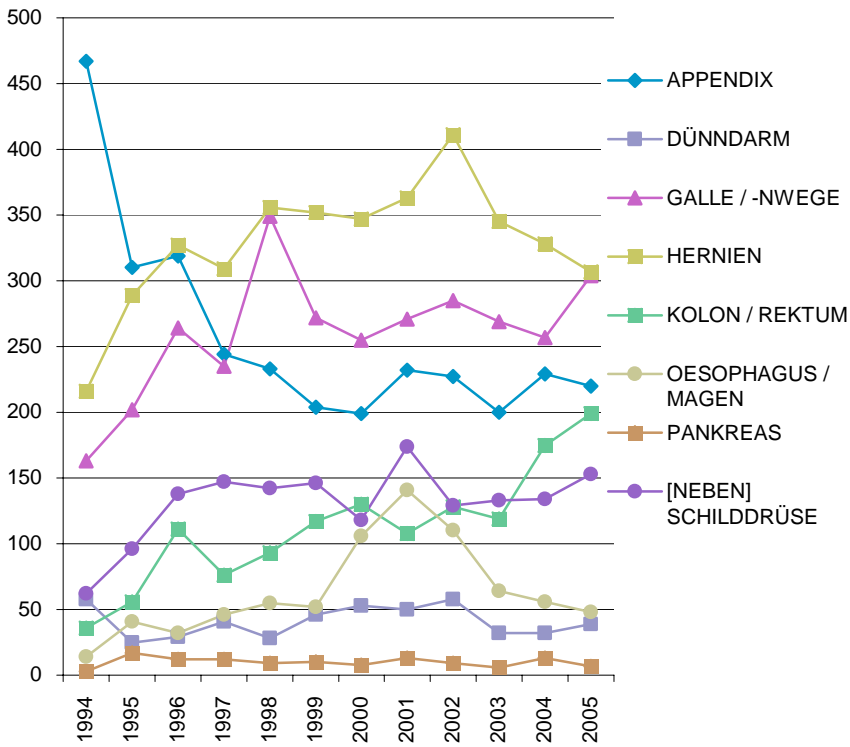
OPERATIONEN 1995 - 2005



Allgemeinchirurgische Operationen 1995-2005 in %



OPERATIONEN 1994 - 2005



OPERATIONEN 1994 - 2005

